

SUMMARY OF APPROVED BUDGET, UTILIZATIONS, DISBURSEMENTS AND BALANCES BY OBJECT OF EXPENDITURES
(For Off-Budgetary Funds)
As at the Quarter Ending March 31, 2024

Department : State Universities and Colleges (SUCs)
 Agency/Entity : Batangas State University
 Operating Unit : < not applicable >
 Organization Code (UACS) : 08 038 000000
 Fund Cluster : 05 - Internally Generated Funds
 (e.g. UACS Fund Cluster: 05-Internally Generated Funds and 06-Business Related Funds)

Particulars	UACS CODE	Approved Budget			Utilizations					Disbursements					Balances		
		Approved Budgeted Revenue	Adjustments (Reductions, Modifications/ Augmentations)	Adjusted Budgeted Revenue	1st Quarter Ending March 31	2nd Quarter Ending June 30	3rd Quarter Ending September 30	4th Quarter Ending December 31	Total	1st Quarter Ending March 31	2nd Quarter Ending June 30	3rd Quarter Ending September 30	4th Quarter Ending December 31	Total	Unutilized Budget	Unpaid Obligations (10-15)=(17+18)	
1	2	3	4	5=([3+(-)4])	6	7	8	9	10=(6+7+8+9)	11	12	13	14	15=(11+12+13+14)	16=(5-10)	17	18
SUMMARY																	
A. AGENCY SPECIFIC BUDGET																	
Personnel Services		93,479,220.00	0.00	93,479,220.00	11,612,056.73	0.00	0.00	0.00	11,612,056.73	9,445,835.68	0.00	0.00	0.00	9,445,835.68	81,867,163.27	2,166,221.05	0.00
Salaries and Wages	5010100000	19,821,660.00	0.00	19,821,660.00	4,256,788.05	0.00	0.00	0.00	4,256,788.05	4,131,799.36	0.00	0.00	0.00	4,131,799.36	15,564,871.95	124,988.89	0.00
Salaries and Wages - Casual/Contractual	5010102000	19,821,660.00	0.00	19,821,660.00	4,256,788.05	0.00	0.00	0.00	4,256,788.05	4,131,799.36	0.00	0.00	0.00	4,131,799.36	15,564,871.95	124,988.89	0.00
Salaries and Wages - Casual/Contractual	5010102000	19,821,660.00	0.00	19,821,660.00	4,256,788.05	0.00	0.00	0.00	4,256,788.05	4,131,799.36	0.00	0.00	0.00	4,131,799.36	15,564,871.95	124,988.89	0.00
Other Compensation	5010200000	68,617,340.00	0.00	68,617,340.00	6,745,926.91	0.00	0.00	0.00	6,745,926.91	4,756,252.41	0.00	0.00	0.00	4,756,252.41	61,871,413.09	1,989,674.50	0.00
Personal Economic Relief Allowance (PERA)	5010201000	1,136,000.00	0.00	1,136,000.00	263,234.22	0.00	0.00	0.00	263,234.22	210,448.94	0.00	0.00	0.00	210,448.94	872,765.78	52,785.28	0.00
PERA - Civilian	5010201001	1,136,000.00	0.00	1,136,000.00	263,234.22	0.00	0.00	0.00	263,234.22	210,448.94	0.00	0.00	0.00	210,448.94	872,765.78	52,785.28	0.00
Clothing/Uniform Allowance	5010204000	413,000.00	0.00	413,000.00	0.00	0.00	0.00	0.00	0.00	0.00	0.00	0.00	0.00	0.00	413,000.00	0.00	0.00
Clothing/Uniform Allowance - Civilian	5010204001	413,000.00	0.00	413,000.00	0.00	0.00	0.00	0.00	0.00	0.00	0.00	0.00	0.00	0.00	413,000.00	0.00	0.00
Honoraria	5010210000	61,007,280.00	0.00	61,007,280.00	6,482,692.69	0.00	0.00	0.00	6,482,692.69	4,545,803.47	0.00	0.00	0.00	4,545,803.47	54,524,587.31	1,936,889.22	0.00
Honoraria - Civilian	5010210001	61,007,280.00	0.00	61,007,280.00	6,482,692.69	0.00	0.00	0.00	6,482,692.69	4,545,803.47	0.00	0.00	0.00	4,545,803.47	54,524,587.31	1,936,889.22	0.00
Hazard Pay (HP)	5010211000	1,564,940.00	0.00	1,564,940.00	0.00	0.00	0.00	0.00	0.00	0.00	0.00	0.00	0.00	0.00	1,564,940.00	0.00	0.00
HP - Magna Carta Benefits for Science and Technology under R.A. 8439	5010211004	1,000,000.00	0.00	1,000,000.00	0.00	0.00	0.00	0.00	0.00	0.00	0.00	0.00	0.00	0.00	1,000,000.00	0.00	0.00
HP - Magna Carta Benefits for Public Health Workers under R.A. 7305	5010211005	564,940.00	0.00	564,940.00	0.00	0.00	0.00	0.00	0.00	0.00	0.00	0.00	0.00	0.00	564,940.00	0.00	0.00
Year End Bonus	5010214000	1,968,660.00	0.00	1,968,660.00	0.00	0.00	0.00	0.00	0.00	0.00	0.00	0.00	0.00	0.00	1,968,660.00	0.00	0.00
Bonus - Civilian	5010214001	1,968,660.00	0.00	1,968,660.00	0.00	0.00	0.00	0.00	0.00	0.00	0.00	0.00	0.00	0.00	1,968,660.00	0.00	0.00
Cash Gift	5010215000	280,000.00	0.00	280,000.00	0.00	0.00	0.00	0.00	0.00	0.00	0.00	0.00	0.00	0.00	280,000.00	0.00	0.00
Cash Gift - Civilian	5010215001	280,000.00	0.00	280,000.00	0.00	0.00	0.00	0.00	0.00	0.00	0.00	0.00	0.00	0.00	280,000.00	0.00	0.00
Mid-Year Bonus - Civilian	5010216000	1,967,460.00	0.00	1,967,460.00	0.00	0.00	0.00	0.00	0.00	0.00	0.00	0.00	0.00	0.00	1,967,460.00	0.00	0.00
Mid-Year Bonus - Civilian	5010216001	1,967,460.00	0.00	1,967,460.00	0.00	0.00	0.00	0.00	0.00	0.00	0.00	0.00	0.00	0.00	1,967,460.00	0.00	0.00
Other Bonuses and Allowances	5010299000	280,000.00	0.00	280,000.00	0.00	0.00	0.00	0.00	0.00	0.00	0.00	0.00	0.00	0.00	280,000.00	0.00	0.00
Productivity Enhancement Incentive - Civilian	5010299012	280,000.00	0.00	280,000.00	0.00	0.00	0.00	0.00	0.00	0.00	0.00	0.00	0.00	0.00	280,000.00	0.00	0.00

Department : State Universities and Colleges (SUCs)
 Agency/Entity : Batangas State University
 Operating Unit : < not applicable >
 Organization Code (UACS) : 08 038 000000
 Fund Cluster : 05 - Internally Generated Funds
 (e.g. UACS Fund Cluster: 05-Internally Generated Funds and 06-Business Related Funds)

Particulars	UACS CODE	Approved Budget			Utilizations				Total	Disbursements				Total	Unutilized Budget	Balances	
		Approved Budgeted Revenue	Adjustments (Reductions, Modifications/ Augmentations)	Adjusted Budgeted Revenue	1st Quarter Ending March 31	2nd Quarter Ending June 30	3rd Quarter Ending September 30	4th Quarter Ending December 31		1st Quarter Ending March 31	2nd Quarter Ending June 30	3rd Quarter Ending September 30	4th Quarter Ending December 31			Due and Demandable	Unpaid Obligations (10-15)=(17+18)
1	2	3	4	5=(3+(-4))	6	7	8	9	10=(6+7+8+9)	11	12	13	14	15=(11+12+13+14)	16=(5-10)	17	18
SUMMARY																	
A. AGENCY SPECIFIC BUDGET																	
Personnel Benefit Contributions	5010300000	3,010,220.00	0.00	3,010,220.00	536,841.77	0.00	0.00	0.00	536,841.77	527,783.91	0.00	0.00	0.00	527,783.91	2,473,378.23	9,057.86	0.00
Retirement and Life Insurance Premiums	5010301000	2,397,200.00	0.00	2,397,200.00	419,214.11	0.00	0.00	0.00	419,214.11	412,214.51	0.00	0.00	0.00	412,214.51	1,977,985.89	6,999.60	0.00
Retirement and Life Insurance Premiums	5010301000	2,397,200.00	0.00	2,397,200.00	419,214.11	0.00	0.00	0.00	419,214.11	412,214.51	0.00	0.00	0.00	412,214.51	1,977,985.89	6,999.60	0.00
Pag-IBIG Contributions	5010302000	56,800.00	0.00	56,800.00	15,900.00	0.00	0.00	0.00	15,900.00	15,500.00	0.00	0.00	0.00	15,500.00	40,900.00	400.00	0.00
Pag-IBIG - Civilian	5010302001	56,800.00	0.00	56,800.00	15,900.00	0.00	0.00	0.00	15,900.00	15,500.00	0.00	0.00	0.00	15,500.00	40,900.00	400.00	0.00
PhilHealth Contributions	5010303000	499,420.00	0.00	499,420.00	90,527.66	0.00	0.00	0.00	90,527.66	89,069.40	0.00	0.00	0.00	89,069.40	408,892.34	1,458.26	0.00
PhilHealth - Civilian	5010303001	499,420.00	0.00	499,420.00	90,527.66	0.00	0.00	0.00	90,527.66	89,069.40	0.00	0.00	0.00	89,069.40	408,892.34	1,458.26	0.00
Employees Compensation Insurance Premiums (ECIP)	5010304000	56,800.00	0.00	56,800.00	11,200.00	0.00	0.00	0.00	11,200.00	11,000.00	0.00	0.00	0.00	11,000.00	45,600.00	200.00	0.00
ECIP - Civilian	5010304001	56,800.00	0.00	56,800.00	11,200.00	0.00	0.00	0.00	11,200.00	11,000.00	0.00	0.00	0.00	11,000.00	45,600.00	200.00	0.00
Other Personnel Benefits	5010400000	2,030,000.00	0.00	2,030,000.00	72,500.00	0.00	0.00	0.00	72,500.00	30,000.00	0.00	0.00	0.00	30,000.00	1,957,500.00	42,500.00	0.00
Other Personnel Benefits	5010499000	2,030,000.00	0.00	2,030,000.00	72,500.00	0.00	0.00	0.00	72,500.00	30,000.00	0.00	0.00	0.00	30,000.00	1,957,500.00	42,500.00	0.00
Other Personnel Benefits	5010499099	2,030,000.00	0.00	2,030,000.00	72,500.00	0.00	0.00	0.00	72,500.00	30,000.00	0.00	0.00	0.00	30,000.00	1,957,500.00	42,500.00	0.00
Maintenance and Other Operating Expenses		964,746,540.15	0.00	964,746,540.15	94,732,118.89	0.00	0.00	0.00	94,732,118.89	72,624,787.25	0.00	0.00	0.00	72,624,787.25	870,014,421.26	7,624,564.25	14,482,767.39
Traveling Expenses	5020100000	23,847,738.00	7,480.00	23,855,218.00	137,449.84	0.00	0.00	0.00	137,449.84	88,243.84	0.00	0.00	0.00	88,243.84	23,717,768.16	19,480.00	29,726.00
Traveling Expenses - Local	5020101000	8,355,898.00	7,480.00	8,363,378.00	133,024.00	0.00	0.00	0.00	133,024.00	83,818.00	0.00	0.00	0.00	83,818.00	8,230,354.00	19,480.00	29,726.00
Traveling Expenses - Local	5020101000	8,355,898.00	7,480.00	8,363,378.00	133,024.00	0.00	0.00	0.00	133,024.00	83,818.00	0.00	0.00	0.00	83,818.00	8,230,354.00	19,480.00	29,726.00
Traveling Expenses - Foreign	5020102000	15,491,840.00	0.00	15,491,840.00	4,425.84	0.00	0.00	0.00	4,425.84	4,425.84	0.00	0.00	0.00	4,425.84	15,487,414.16	0.00	0.00
Traveling Expenses - Foreign	5020102000	15,491,840.00	0.00	15,491,840.00	4,425.84	0.00	0.00	0.00	4,425.84	4,425.84	0.00	0.00	0.00	4,425.84	15,487,414.16	0.00	0.00
Training and Scholarship Expenses	5020200000	30,572,976.00	(125,775.00)	30,447,201.00	2,649,253.08	0.00	0.00	0.00	2,649,253.08	796,425.53	0.00	0.00	0.00	796,425.53	27,797,947.92	451,279.97	1,401,547.58
Training Expenses	5020201000	26,845,976.00	(125,775.00)	26,720,201.00	2,568,572.83	0.00	0.00	0.00	2,568,572.83	715,745.28	0.00	0.00	0.00	715,745.28	24,151,628.17	451,279.97	1,401,547.58
Training Expenses	5020201002	26,845,976.00	(125,775.00)	26,720,201.00	2,568,572.83	0.00	0.00	0.00	2,568,572.83	715,745.28	0.00	0.00	0.00	715,745.28	24,151,628.17	451,279.97	1,401,547.58
Scholarship Grants/Expenses	5020202000	3,727,000.00	0.00	3,727,000.00	80,680.25	0.00	0.00	0.00	80,680.25	80,680.25	0.00	0.00	0.00	80,680.25	3,646,319.75	0.00	0.00
Scholarship Grants/Expenses	5020202000	3,727,000.00	0.00	3,727,000.00	80,680.25	0.00	0.00	0.00	80,680.25	80,680.25	0.00	0.00	0.00	80,680.25	3,646,319.75	0.00	0.00
Supplies and Materials Expenses	5020300000	97,607,324.80	(411,171.50)	97,196,153.30	6,014,370.84	0.00	0.00	0.00	6,014,370.84	258,554.10	0.00	0.00	0.00	258,554.10	91,181,782.46	469,283.70	5,286,533.04
Office Supplies Expenses	5020301000	18,241,278.00	27,818.50	18,269,096.50	1,610,529.97	0.00	0.00	0.00	1,610,529.97	61,977.56	0.00	0.00	0.00	61,977.56	16,658,566.53	98,357.42	1,450,194.99
Office Supplies Expenses	5020301002	18,241,278.00	27,818.50	18,269,096.50	1,610,529.97	0.00	0.00	0.00	1,610,529.97	61,977.56	0.00	0.00	0.00	61,977.56	16,658,566.53	98,357.42	1,450,194.99
Accountable Forms Expenses	5020302000	933,460.00	0.00	933,460.00	112,240.00	0.00	0.00	0.00	112,240.00	103,240.00	0.00	0.00	0.00	103,240.00	821,220.00	0.00	9,000.00
Accountable Forms Expenses	5020302000	933,460.00	0.00	933,460.00	112,240.00	0.00	0.00	0.00	112,240.00	103,240.00	0.00	0.00	0.00	103,240.00	821,220.00	0.00	9,000.00
Animal/Zoological Supplies Expenses	5020304000	178,680.00	0.00	178,680.00	0.00	0.00	0.00	0.00	0.00	0.00	0.00	0.00	0.00	0.00	178,680.00	0.00	0.00
Animal/Zoological Supplies Expenses	5020304000	178,680.00	0.00	178,680.00	0.00	0.00	0.00	0.00	0.00	0.00	0.00	0.00	0.00	0.00	178,680.00	0.00	0.00

Department : State Universities and Colleges (SUCs)
 Agency/Entity : Batangas State University
 Operating Unit : < not applicable >
 Organization Code (UACS) : 08 038 0000000
 Fund Cluster : 05 - Internally Generated Funds

(e.g. UACS Fund Cluster: 05-Internally Generated Funds and 06-Business Related Funds)

Particulars	UACS CODE	Approved Budgeted Revenue	Adjustments (Reductions, Modifications/ Augmentations)	Adjusted Budgeted Revenue <i>= (3)+(4)</i>	Utilizations				Disbursements				Balances				
					1st Quarter Ending March 31	2nd Quarter Ending June 30	3rd Quarter Ending September 30	4th Quarter Ending December 31	Total <i>=(6)+(7)+(8)+(9)</i>	1st Quarter Ending March 31	2nd Quarter Ending June 30	3rd Quarter Ending September 30	4th Quarter Ending December 31	Total <i>=(11)+(12)+(13)+(14)</i>	Unutilized Budget <i>=(5)-(10)</i>	Unpaid Obligations (10-15)=(17+18)	Due and Demandable
1	2	3	4	5	6	7	8	9	10	11	12	13	14	15	16	17	18
A. AGENCY SPECIFIC BUDGET																	
Drugs and Medicines Expenses	5020307000	4,156,930.00	0.00	4,156,930.00	64,936.00	0.00	0.00	0.00	64,936.00	0.00	0.00	0.00	0.00	0.00	4,091,994.00	0.00	64,936.00
Drugs and Medicines Expenses	5020307000	4,156,930.00	0.00	4,156,930.00	64,936.00	0.00	0.00	0.00	64,936.00	0.00	0.00	0.00	0.00	0.00	4,091,994.00	0.00	64,936.00
Medical, Dental and Laboratory Supplies Expenses	5020308000	6,325,110.00	0.00	6,325,110.00	92,915.00	0.00	0.00	0.00	92,915.00	0.00	0.00	0.00	0.00	0.00	6,232,195.00	14,156.00	78,759.00
Medical, Dental and Laboratory Supplies Expenses	5020308000	6,325,110.00	0.00	6,325,110.00	92,915.00	0.00	0.00	0.00	92,915.00	0.00	0.00	0.00	0.00	0.00	6,232,195.00	14,156.00	78,759.00
Fuel, Oil and Lubricants Expenses	5020309000	2,224,580.00	0.00	2,224,580.00	30,159.82	0.00	0.00	0.00	30,159.82	20,366.86	0.00	0.00	0.00	20,366.86	2,194,420.18	6,352.96	3,440.00
Fuel, Oil and Lubricants Expenses	5020309000	2,224,580.00	0.00	2,224,580.00	30,159.82	0.00	0.00	0.00	30,159.82	20,366.86	0.00	0.00	0.00	20,366.86	2,194,420.18	6,352.96	3,440.00
Agricultural and Marine Expenses	5020310000	2,500.00	0.00	2,500.00	0.00	0.00	0.00	0.00	0.00	0.00	0.00	0.00	0.00	0.00	2,500.00	0.00	0.00
Agricultural and Marine Supplies Expenses	5020310000	2,500.00	0.00	2,500.00	0.00	0.00	0.00	0.00	0.00	0.00	0.00	0.00	0.00	0.00	2,500.00	0.00	0.00
Textbooks and Instructional Materials Expenses	5020311000	1,129,820.00	0.00	1,129,820.00	0.00	0.00	0.00	0.00	0.00	0.00	0.00	0.00	0.00	0.00	1,129,820.00	0.00	0.00
Textbooks and Instructional Materials Expenses	5020311001	1,129,820.00	0.00	1,129,820.00	0.00	0.00	0.00	0.00	0.00	0.00	0.00	0.00	0.00	0.00	1,129,820.00	0.00	0.00
Semi-Expendable Machinery and Equipment Expenses	5020321000	25,323,900.00	12,000.00	25,335,900.00	1,590,080.00	0.00	0.00	0.00	1,590,080.00	51,566.68	0.00	0.00	0.00	51,566.68	23,745,820.00	88,592.32	1,449,921.00
Machinery	5020321001	517,040.00	0.00	517,040.00	254,000.00	0.00	0.00	0.00	254,000.00	0.00	0.00	0.00	0.00	0.00	263,040.00	0.00	254,000.00
Office Equipment	5020321002	1,300,845.00	0.00	1,300,845.00	42,176.00	0.00	0.00	0.00	42,176.00	0.00	0.00	0.00	0.00	0.00	1,258,669.00	18,420.00	23,756.00
Information and Communications Technology Equipment	5020321003	12,189,035.00	0.00	12,189,035.00	186,444.00	0.00	0.00	0.00	186,444.00	27,894.00	0.00	0.00	0.00	27,894.00	12,002,591.00	27,185.00	131,365.00
Agricultural and Forestry Equipment	5020321004	155,080.00	0.00	155,080.00	0.00	0.00	0.00	0.00	0.00	0.00	0.00	0.00	0.00	0.00	155,080.00	0.00	0.00
Communications Equipment	5020321007	512,000.00	0.00	512,000.00	214,490.00	0.00	0.00	0.00	214,490.00	4,722.68	0.00	0.00	0.00	4,722.68	297,510.00	267.32	209,500.00
Disaster Response and Rescue Equipment	5020321008	256,200.00	0.00	256,200.00	0.00	0.00	0.00	0.00	0.00	0.00	0.00	0.00	0.00	0.00	256,200.00	0.00	0.00
Medical Equipment	5020321010	732,440.00	0.00	732,440.00	34,200.00	0.00	0.00	0.00	34,200.00	0.00	0.00	0.00	0.00	0.00	698,240.00	0.00	34,200.00
Sports Equipment	5020321012	2,879,450.00	0.00	2,879,450.00	0.00	0.00	0.00	0.00	0.00	0.00	0.00	0.00	0.00	0.00	2,879,450.00	0.00	0.00
Technical and Scientific Equipment	5020321013	3,444,130.00	0.00	3,444,130.00	202,950.00	0.00	0.00	0.00	202,950.00	18,950.00	0.00	0.00	0.00	18,950.00	3,241,180.00	0.00	184,000.00
Other Machinery and Equipment	5020321099	3,337,680.00	12,000.00	3,349,680.00	655,820.00	0.00	0.00	0.00	655,820.00	0.00	0.00	0.00	0.00	0.00	2,693,860.00	42,720.00	613,100.00
Semi-Expendable Furniture, Fixtures and Books Expenses	5020322000	15,084,560.00	0.00	15,084,560.00	163,062.00	0.00	0.00	0.00	163,062.00	0.00	0.00	0.00	0.00	0.00	14,921,498.00	12,000.00	151,062.00

Particulars	UACS CODE	Approved Budgeted Revenue	Adjustments (Reductions, Modifications/ Augmentations)	Adjusted Budgeted Revenue	Utilizations				Total	Disbursements				Total	Unutilized Budget	Balances	
					1st Quarter Ending March 31	2nd Quarter Ending June 30	3rd Quarter Ending September 30	4th Quarter Ending December 31		1st Quarter Ending March 31	2nd Quarter Ending June 30	3rd Quarter Ending September 30	4th Quarter Ending December 31			Unpaid Obligations (10-15)=(17+18)	Due and Demandable
A. AGENCY SPECIFIC BUDGET																	
Furniture and Fixtures	5020322001	7,400,390.00	0.00	7,400,390.00	163,082.00	0.00	0.00	0.00	163,082.00	0.00	0.00	0.00	0.00	0.00	7,237,328.00	12,000.00	151,082.00
Books	5020322002	7,684,170.00	0.00	7,684,170.00	0.00	0.00	0.00	0.00	0.00	0.00	0.00	0.00	0.00	0.00	7,684,170.00	0.00	0.00
Other Supplies and Materials	5020399000	24,006,506.80	(450,990.00)	23,555,516.80	2,350,448.05	0.00	0.00	0.00	2,350,448.05	21,403.00	0.00	0.00	0.00	21,403.00	21,205,088.75	249,825.00	2,079,220.05
Other Supplies and Materials	5020399000	24,006,506.80	(450,990.00)	23,555,516.80	2,350,448.05	0.00	0.00	0.00	2,350,448.05	21,403.00	0.00	0.00	0.00	21,403.00	21,205,088.75	249,825.00	2,079,220.05
Expenses	5020400000	45,452,440.00	48,581.27	45,501,021.27	952,039.80	0.00	0.00	0.00	952,039.80	811,687.74	0.00	0.00	0.00	811,687.74	44,548,981.47	19,267.06	121,085.00
Water Expenses	5020401000	886,290.00	39,152.07	925,442.07	141,777.40	0.00	0.00	0.00	141,777.40	20,692.40	0.00	0.00	0.00	20,692.40	783,664.67	0.00	121,085.00
Water Expenses	5020401000	886,290.00	39,152.07	925,442.07	141,777.40	0.00	0.00	0.00	141,777.40	20,692.40	0.00	0.00	0.00	20,692.40	783,664.67	0.00	121,085.00
Electricity Expenses	5020402000	44,566,150.00	9,429.20	44,575,579.20	810,282.40	0.00	0.00	0.00	810,282.40	790,995.34	0.00	0.00	0.00	790,995.34	43,785,316.80	19,267.06	0.00
Electricity Expenses	5020402000	44,566,150.00	9,429.20	44,575,579.20	810,282.40	0.00	0.00	0.00	810,282.40	790,995.34	0.00	0.00	0.00	790,995.34	43,785,316.80	19,267.06	0.00
Communication Expenses	5020500000	7,733,220.00	31,576.18	7,764,796.18	240,159.27	0.00	0.00	0.00	240,159.27	143,355.59	0.00	0.00	0.00	143,355.59	7,524,636.91	2,797.50	94,006.18
Communication Expenses	5020500000	7,733,220.00	31,576.18	7,764,796.18	240,159.27	0.00	0.00	0.00	240,159.27	143,355.59	0.00	0.00	0.00	143,355.59	7,524,636.91	2,797.50	94,006.18
Postage and Courier Services	5020501000	337,600.00	20,576.18	358,176.18	20,846.18	0.00	0.00	0.00	20,846.18	18,255.00	0.00	0.00	0.00	18,255.00	337,330.00	0.00	2,591.18
Postage and Courier Services	5020501000	337,600.00	20,576.18	358,176.18	20,846.18	0.00	0.00	0.00	20,846.18	18,255.00	0.00	0.00	0.00	18,255.00	337,330.00	0.00	2,591.18
Telephone Expenses	5020502000	1,186,810.00	4,500.00	1,191,310.00	157,270.87	0.00	0.00	0.00	157,270.87	63,058.37	0.00	0.00	0.00	63,058.37	1,034,039.13	2,797.50	91,415.00
Telephone Expenses	5020502000	1,186,810.00	4,500.00	1,191,310.00	157,270.87	0.00	0.00	0.00	157,270.87	63,058.37	0.00	0.00	0.00	63,058.37	1,034,039.13	2,797.50	91,415.00
Landline	5020502001	424,210.00	4,500.00	428,710.00	106,800.00	0.00	0.00	0.00	106,800.00	12,587.50	0.00	0.00	0.00	12,587.50	321,910.00	2,797.50	0.00
Landline	5020502001	424,210.00	4,500.00	428,710.00	106,800.00	0.00	0.00	0.00	106,800.00	12,587.50	0.00	0.00	0.00	12,587.50	321,910.00	2,797.50	0.00
Internet Subscription Expenses	5020503000	6,205,210.00	6,500.00	6,211,710.00	50,470.87	0.00	0.00	0.00	50,470.87	62,042.22	0.00	0.00	0.00	62,042.22	6,149,667.78	0.00	0.00
Internet Subscription Expenses	5020503000	6,205,210.00	6,500.00	6,211,710.00	50,470.87	0.00	0.00	0.00	50,470.87	62,042.22	0.00	0.00	0.00	62,042.22	6,149,667.78	0.00	0.00
Cable, Satellite, Telegraph and Radio Expenses	5020504000	3,600.00	0.00	3,600.00	0.00	0.00	0.00	0.00	0.00	62,042.22	0.00	0.00	0.00	62,042.22	6,149,667.78	0.00	0.00
Cable, Satellite, Telegraph and Radio Expenses	5020504000	3,600.00	0.00	3,600.00	0.00	0.00	0.00	0.00	0.00	62,042.22	0.00	0.00	0.00	62,042.22	6,149,667.78	0.00	0.00
Demolition/Relocation and Desilting/Dredging Expenses	5020800000	705,000.00	0.00	705,000.00	152,000.00	0.00	0.00	0.00	152,000.00	0.00	0.00	0.00	0.00	0.00	553,000.00	0.00	152,000.00
Demolition/Relocation and Desilting/Dredging Expenses	5020800000	705,000.00	0.00	705,000.00	152,000.00	0.00	0.00	0.00	152,000.00	0.00	0.00	0.00	0.00	0.00	553,000.00	0.00	152,000.00
Desilting and Dredging Expenses	5020802000	705,000.00	0.00	705,000.00	152,000.00	0.00	0.00	0.00	152,000.00	0.00	0.00	0.00	0.00	0.00	553,000.00	0.00	152,000.00
Desilting and Dredging Expenses	5020802000	705,000.00	0.00	705,000.00	152,000.00	0.00	0.00	0.00	152,000.00	0.00	0.00	0.00	0.00	0.00	553,000.00	0.00	152,000.00
Professional Services	5021100000	300,021,390.00	(158,387.62)	299,633,002.38	51,558,362.05	0.00	0.00	0.00	51,558,362.05	50,707,461.31	0.00	0.00	0.00	50,707,461.31	248,904,640.33	676,400.74	174,500.00
Professional Services	5021100000	300,021,390.00	(158,387.62)	299,633,002.38	51,558,362.05	0.00	0.00	0.00	51,558,362.05	50,707,461.31	0.00	0.00	0.00	50,707,461.31	248,904,640.33	676,400.74	174,500.00
Legal Services	5021101000	636,000.00	0.00	636,000.00	0.00	0.00	0.00	0.00	0.00	0.00	0.00	0.00	0.00	0.00	636,000.00	0.00	0.00
Legal Services	5021101000	636,000.00	0.00	636,000.00	0.00	0.00	0.00	0.00	0.00	0.00	0.00	0.00	0.00	0.00	636,000.00	0.00	0.00
Consultancy Services	5021103000	4,115,000.00	0.00	4,115,000.00	370,000.00	0.00	0.00	0.00	370,000.00	248,000.00	0.00	0.00	0.00	248,000.00	3,745,000.00	122,000.00	0.00
Consultancy Services	5021103000	4,115,000.00	0.00	4,115,000.00	370,000.00	0.00	0.00	0.00	370,000.00	248,000.00	0.00	0.00	0.00	248,000.00	3,745,000.00	122,000.00	0.00
Other Professional Services	5021198000	295,270,390.00	0.00	295,112,002.38	51,188,362.05	0.00	0.00	0.00	51,188,362.05	50,459,461.31	0.00	0.00	0.00	50,459,461.31	243,923,640.33	554,400.74	174,500.00
Other Professional Services	5021198000	295,270,390.00	0.00	295,112,002.38	51,188,362.05	0.00	0.00	0.00	51,188,362.05	50,459,461.31	0.00	0.00	0.00	50,459,461.31	243,923,640.33	554,400.74	174,500.00
General Services	5021200000	219,089,453.73	(100,664.90)	218,988,788.83	22,830,990.86	0.00	0.00	0.00	22,830,990.86	18,080,758.28	0.00	0.00	0.00	18,080,758.28	196,157,787.97	3,418,816.88	1,331,415.90
General Services	5021200000	219,089,453.73	(100,664.90)	218,988,788.83	22,830,990.86	0.00	0.00	0.00	22,830,990.86	18,080,758.28	0.00	0.00	0.00	18,080,758.28	196,157,787.97	3,418,816.88	1,331,415.90

Department : State Universities and Colleges (SUCs)
 Agency/Entity : Batangas State University
 Operating Unit : < not applicable >
 Organization Code (UACS) : 08 038 0000000
 Fund Cluster : 05 - Internally Generated Funds
 (e.g. UACS Fund Cluster: 05-Internally Generated Funds and 06-Business Related Funds)

Particulars	UACS CODE	Approved Budget			Utilizations					Disbursements					Balances		
		Approved Budgeted Revenue	Adjustments (Reductions, Modifications/Augmentations)	Adjusted Budgeted Revenue	1st Quarter Ending March 31	2nd Quarter Ending June 30	3rd Quarter Ending September 30	4th Quarter Ending December 31	Total	1st Quarter Ending March 31	2nd Quarter Ending June 30	3rd Quarter Ending September 30	4th Quarter Ending December 31	Total	Unutilized Budget	Unpaid Obligations (10-15)=(17+18)	
1	2	3	4	5=(3+(-4))	6	7	8	9	10=(6+7+8+9)	11	12	13	14	15=(11+12+13+14)	16=(6-10)	17	18
SUMMARY																	
A. AGENCY SPECIFIC BUDGET																	
Environment/Sanitary Services	5021201000	1,800,000.00	0.00	1,800,000.00	999,000.00	0.00	0.00	0.00	999,000.00	0.00	0.00	0.00	0.00	0.00	801,000.00	0.00	999,000.00
Environment/Sanitary Services	5021201000	1,800,000.00	0.00	1,800,000.00	999,000.00	0.00	0.00	0.00	999,000.00	0.00	0.00	0.00	0.00	0.00	801,000.00	0.00	999,000.00
Janitorial Services	5021202000	19,742,490.00	0.00	19,742,490.00	1,124,733.51	0.00	0.00	0.00	1,124,733.51	999,836.32	0.00	0.00	0.00	999,836.32	18,617,756.49	124,897.19	0.00
Janitorial Services	5021202000	19,742,490.00	0.00	19,742,490.00	1,124,733.51	0.00	0.00	0.00	1,124,733.51	999,836.32	0.00	0.00	0.00	999,836.32	18,617,756.49	124,897.19	0.00
Security Services	5021203000	39,654,570.00	14,978.99	39,669,548.99	3,482,974.16	0.00	0.00	0.00	3,482,974.16	222,652.30	0.00	0.00	0.00	222,652.30	36,186,574.83	2,938,510.90	321,810.96
Security Services	5021203000	39,654,570.00	14,978.99	39,669,548.99	3,482,974.16	0.00	0.00	0.00	3,482,974.16	222,652.30	0.00	0.00	0.00	222,652.30	36,186,574.83	2,938,510.90	321,810.96
Other General Services	5021299000	157,892,393.73	(115,643.89)	157,776,749.84	17,224,283.19	0.00	0.00	0.00	17,224,283.19	16,858,269.66	0.00	0.00	0.00	16,858,269.66	140,552,466.65	355,408.59	10,604.94
Other General Services	5021299099	157,892,393.73	(115,643.89)	157,776,749.84	17,224,283.19	0.00	0.00	0.00	17,224,283.19	16,858,269.66	0.00	0.00	0.00	16,858,269.66	140,552,466.65	355,408.59	10,604.94
Repairs and Maintenance	5021300000	21,349,650.00	251,665.52	21,601,315.52	530,544.00	0.00	0.00	0.00	530,544.00	34,535.00	0.00	0.00	0.00	34,535.00	21,070,771.52	248,207.00	247,802.00
Repairs and Maintenance - Infrastructure Assets	5021303000	150,000.00	160,540.52	310,540.52	123,847.00	0.00	0.00	0.00	123,847.00	0.00	0.00	0.00	0.00	0.00	186,693.52	123,847.00	0.00
Water Supply Systems	5021303004	0.00	160,540.52	160,540.52	123,847.00	0.00	0.00	0.00	123,847.00	0.00	0.00	0.00	0.00	0.00	36,693.52	123,847.00	0.00
Power Supply Systems	5021303005	150,000.00	0.00	150,000.00	0.00	0.00	0.00	0.00	0.00	0.00	0.00	0.00	0.00	0.00	150,000.00	0.00	0.00
Repairs and Maintenance - Buildings and Other Structures	5021304000	11,240,300.00	73,925.00	11,314,225.00	199,557.00	0.00	0.00	0.00	199,557.00	19,975.00	0.00	0.00	0.00	19,975.00	11,114,668.00	34,360.00	145,222.00
Buildings	5021304001	0.00	110,000.00	110,000.00	110,000.00	0.00	0.00	0.00	110,000.00	0.00	0.00	0.00	0.00	0.00	0.00	0.00	110,000.00
School Buildings	5021304002	8,636,860.00	32,545.00	8,669,405.00	34,360.00	0.00	0.00	0.00	34,360.00	0.00	0.00	0.00	0.00	0.00	8,635,045.00	34,360.00	0.00
Other Structures	5021304099	2,603,440.00	(68,620.00)	2,534,820.00	55,197.00	0.00	0.00	0.00	55,197.00	19,975.00	0.00	0.00	0.00	19,975.00	2,479,623.00	0.00	35,222.00
Repairs and Maintenance - Machinery and Equipment	5021305000	9,237,600.00	17,200.00	9,254,800.00	207,140.00	0.00	0.00	0.00	207,140.00	14,560.00	0.00	0.00	0.00	14,560.00	9,047,660.00	90,000.00	102,580.00
Machinery	5021305001	187,600.00	0.00	187,600.00	0.00	0.00	0.00	0.00	0.00	0.00	0.00	0.00	0.00	0.00	187,600.00	0.00	0.00
Office Equipment	5021305002	1,863,080.00	22,200.00	1,885,280.00	52,200.00	0.00	0.00	0.00	52,200.00	0.00	0.00	0.00	0.00	0.00	1,833,080.00	0.00	52,200.00
Information and Communication Technology Equipment	5021305003	3,024,160.00	0.00	3,024,160.00	0.00	0.00	0.00	0.00	0.00	0.00	0.00	0.00	0.00	0.00	3,024,160.00	0.00	0.00
Communication Equipment	5021305007	234,890.00	0.00	234,890.00	0.00	0.00	0.00	0.00	0.00	0.00	0.00	0.00	0.00	0.00	234,890.00	0.00	0.00
Medical Equipment	5021305011	546,440.00	0.00	546,440.00	34,900.00	0.00	0.00	0.00	34,900.00	0.00	0.00	0.00	0.00	0.00	511,540.00	0.00	34,900.00
Sports Equipment	5021305013	57,500.00	0.00	57,500.00	0.00	0.00	0.00	0.00	0.00	0.00	0.00	0.00	0.00	0.00	57,500.00	0.00	0.00
Technical and Scientific Equipment	5021305014	2,138,240.00	0.00	2,138,240.00	8,200.00	0.00	0.00	0.00	8,200.00	0.00	0.00	0.00	0.00	0.00	2,130,040.00	0.00	8,200.00
Other Machinery and Equipment	5021305099	1,185,690.00	(5,000.00)	1,180,690.00	111,840.00	0.00	0.00	0.00	111,840.00	14,560.00	0.00	0.00	0.00	14,560.00	1,068,850.00	90,000.00	7,280.00
Repairs and Maintenance - Transportation Equipment	5021306000	460,000.00	0.00	460,000.00	0.00	0.00	0.00	0.00	0.00	0.00	0.00	0.00	0.00	0.00	460,000.00	0.00	0.00
Motor Vehicles	5021306001	460,000.00	0.00	460,000.00	0.00	0.00	0.00	0.00	0.00	0.00	0.00	0.00	0.00	0.00	460,000.00	0.00	0.00
Repairs and Maintenance - Furniture and Fixtures	5021307000	261,750.00	0.00	261,750.00	0.00	0.00	0.00	0.00	0.00	0.00	0.00	0.00	0.00	0.00	261,750.00	0.00	0.00

Department : State Universities and Colleges (SUCs)
 Agency/Entity : Batangas State University
 Operating Unit : < not applicable >
 Organization Code (UACS) : 08 038 0000000
 Fund Cluster : 05 - Internally Generated Funds

(e.g. UACS Fund Cluster: 05-Internally Generated Funds and 06-Business Related Funds)

Particulars	UACS CODE	Approved Budgeted Revenue	Adjustments (Reductions, Modifications, Augmentations)	Adjusted Budgeted Revenue	Approved Budget				Utilizations				Disbursements				Balances	
					1st Quarter Ending March 31	2nd Quarter Ending June 30	3rd Quarter Ending Septembe r 30	4th Quarter Ending December 31	Total	1st Quarter Ending March 31	2nd Quarter Ending June 30	3rd Quarter Ending Septembe r 30	4th Quarter Ending December 31	Total	Unutilized Budget	Due and Demandable	Unpaid Obligations (10-15)+(17+18)	Not Yet Due and Demandable
A AGENCY SPECIFIC BUDGET																		
Repairs and Maintenance - Furniture and Fixtures	5021307000	261,750.00	0.00	261,750.00	0.00	0.00	0.00	0.00	0.00	0.00	0.00	0.00	0.00	0.00	261,750.00	0.00	0.00	
Taxes, Insurance Premiums and Other Fees	5021500000	21,828,280.00	8,750.00	21,837,030.00	138,790.65	0.00	0.00	0.00	0.00	138,790.65	99,851.80	0.00	0.00	99,851.80	21,698,239.35	38,939.05	0.00	
Taxes, Duties and Licenses	5021501000	1,107,000.00	500.00	1,107,500.00	65,459.45	0.00	0.00	0.00	0.00	65,459.45	63,904.25	0.00	0.00	63,904.25	1,042,040.55	1,555.20	0.00	
Taxes, Duties and Licenses	5021501001	1,107,000.00	500.00	1,107,500.00	65,459.45	0.00	0.00	0.00	0.00	65,459.45	63,904.25	0.00	0.00	63,904.25	1,042,040.55	1,555.20	0.00	
Fidelity Bond Premiums	5021502000	126,300.00	8,250.00	134,550.00	40,875.00	0.00	0.00	0.00	0.00	40,875.00	33,375.00	0.00	0.00	33,375.00	93,675.00	7,500.00	0.00	
Fidelity Bond Premiums	5021502001	126,300.00	8,250.00	134,550.00	40,875.00	0.00	0.00	0.00	0.00	40,875.00	33,375.00	0.00	0.00	33,375.00	93,675.00	7,500.00	0.00	
Insurance Expenses	5021503000	20,594,980.00	0.00	20,594,980.00	32,456.20	0.00	0.00	0.00	0.00	32,456.20	2,572.35	0.00	0.00	2,572.35	20,562,523.80	29,883.85	0.00	
Insurance Expenses	5021503001	20,594,980.00	0.00	20,594,980.00	32,456.20	0.00	0.00	0.00	0.00	32,456.20	2,572.35	0.00	0.00	2,572.35	20,562,523.80	29,883.85	0.00	
Labor and Wages	5021600000	1,317,000.00	(6,070.00)	1,310,930.00	0.00	0.00	0.00	0.00	0.00	0.00	0.00	0.00	0.00	0.00	1,310,930.00	0.00	0.00	
Labor and Wages	5021601000	1,317,000.00	(6,070.00)	1,310,930.00	0.00	0.00	0.00	0.00	0.00	0.00	0.00	0.00	0.00	0.00	1,310,930.00	0.00	0.00	
Labor and Wages	5021601001	1,317,000.00	(6,070.00)	1,310,930.00	0.00	0.00	0.00	0.00	0.00	0.00	0.00	0.00	0.00	0.00	1,310,930.00	0.00	0.00	
Other Maintenance and Operating Expenses	5022990000	195,222,067.62	454,016.05	195,676,083.67	9,528,158.50	0.00	0.00	0.00	0.00	9,528,158.50	1,803,914.26	0.00	0.00	1,803,914.26	186,147,925.17	2,280,092.55	5,644,151.69	
Advertising Expenses	50229901000	3,845,000.00	0.00	3,845,000.00	35,000.00	0.00	0.00	0.00	0.00	35,000.00	0.00	0.00	0.00	0.00	3,810,000.00	0.00	35,000.00	
Advertising Expenses	50229901001	3,845,000.00	0.00	3,845,000.00	35,000.00	0.00	0.00	0.00	0.00	35,000.00	0.00	0.00	0.00	0.00	3,810,000.00	0.00	35,000.00	
Printing and Publication Expenses	50229902000	9,829,210.00	(30,578.00)	9,598,632.00	191,945.00	0.00	0.00	0.00	0.00	191,945.00	10,000.00	0.00	0.00	10,000.00	9,406,687.00	0.00	181,945.00	
Printing and Publication Expenses	50229902001	9,829,210.00	(30,578.00)	9,598,632.00	191,945.00	0.00	0.00	0.00	0.00	191,945.00	10,000.00	0.00	0.00	10,000.00	9,406,687.00	0.00	181,945.00	
Representation Expenses	50229903000	5,755,630.00	31,470.00	5,787,100.00	321,885.00	0.00	0.00	0.00	0.00	321,885.00	67,945.15	0.00	0.00	67,945.15	5,465,215.00	216,602.85	37,337.00	
Representation Expenses	50229903001	5,755,630.00	31,470.00	5,787,100.00	321,885.00	0.00	0.00	0.00	0.00	321,885.00	67,945.15	0.00	0.00	67,945.15	5,465,215.00	216,602.85	37,337.00	
Transportation and Delivery Expenses	50229904000	5,000.00	0.00	5,000.00	0.00	0.00	0.00	0.00	0.00	0.00	0.00	0.00	0.00	0.00	5,000.00	0.00	0.00	
Transportation and Delivery Expenses	50229904001	5,000.00	0.00	5,000.00	0.00	0.00	0.00	0.00	0.00	0.00	0.00	0.00	0.00	0.00	5,000.00	0.00	0.00	
Rent/Lease Expenses	50229905000	2,321,740.00	187,300.00	2,509,040.00	965,700.00	0.00	0.00	0.00	0.00	965,700.00	203,300.00	0.00	0.00	203,300.00	2,143,340.00	36,200.00	126,200.00	
Rent/Lease Expenses	50229905001	2,321,740.00	187,300.00	2,509,040.00	965,700.00	0.00	0.00	0.00	0.00	965,700.00	203,300.00	0.00	0.00	203,300.00	2,143,340.00	36,200.00	126,200.00	
Rent/Lease Expenses	50229905003	1,035,340.00	0.00	1,035,340.00	0.00	0.00	0.00	0.00	0.00	0.00	0.00	0.00	0.00	0.00	1,035,340.00	0.00	0.00	
Rent/Lease Expenses	50229905004	234,400.00	22,500.00	256,900.00	160,900.00	0.00	0.00	0.00	0.00	160,900.00	116,000.00	0.00	0.00	116,000.00	96,000.00	0.00	44,900.00	
Membership Dues and Contributions to Organizations	50229906000	3,244,130.00	15,000.00	3,259,130.00	62,000.00	0.00	0.00	0.00	0.00	62,000.00	62,000.00	0.00	0.00	62,000.00	3,197,130.00	0.00	0.00	
Membership Dues and Contributions to Organizations	50229906001	3,244,130.00	15,000.00	3,259,130.00	62,000.00	0.00	0.00	0.00	0.00	62,000.00	62,000.00	0.00	0.00	62,000.00	3,197,130.00	0.00	0.00	
Membership Dues and Contributions to Organizations	50229907000	3,244,130.00	15,000.00	3,259,130.00	62,000.00	0.00	0.00	0.00	0.00	62,000.00	62,000.00	0.00	0.00	62,000.00	3,197,130.00	0.00	0.00	
Membership Dues and Contributions to Organizations	50229907001	3,244,130.00	15,000.00	3,259,130.00	62,000.00	0.00	0.00	0.00	0.00	62,000.00	62,000.00	0.00	0.00	62,000.00	3,197,130.00	0.00	0.00	
Subscription Expenses	50229907000	33,277,110.00	65,632.33	33,342,742.33	1,169,897.32	0.00	0.00	0.00	0.00	1,169,897.32	0.00	0.00	0.00	0.00	32,172,845.01	0.00	1,169,897.32	
Subscription Expenses	50229907001	414,830.00	0.00	414,830.00	0.00	0.00	0.00	0.00	0.00	0.00	0.00	0.00	0.00	0.00	414,830.00	0.00	0.00	

Department : State Universities and Colleges (SUCs)
 Agency/Entity : Batangas State University
 Operating Unit : < not applicable >
 Organization Code (UACS) : 08 038 0000000
 Fund Cluster : 05 - Internally Generated Funds


(e.g. UACS Fund Cluster: 05-Internally Generated Funds and 06-Business Related Funds)


Particulars	UACS CODE	Approved Budget				Utilizations				Disbursements				Balances			
		Approved Budgeted Revenue	Adjustments (Reductions, Modifications/ Augmentations)	Adjusted Budgeted Revenue	1st Quarter Ending March 31	2nd Quarter Ending June 30	3rd Quarter Ending September 30	4th Quarter Ending December 31	Total	1st Quarter Ending March 31	2nd Quarter Ending June 30	3rd Quarter Ending September 30	4th Quarter Ending December 31	Total	Unutilized Budget	Unpaid Obligations (10-15)=(17+18) Due and Demandable	
																	4
SUMMARY	2	3	4	5=(3+4)	6	7	8	9	10=(6+7+8+9)	11	12	13	14	15=(11+12+13+14)	16=(5-10)	17	18
A. AGENCY SPECIFIC BUDGET																	
Library and Other Reading Materials Subscription Expenses	5029907004	10,679,200.00	0.00	10,679,200.00	0.00	0.00	0.00	0.00	0.00	0.00	0.00	0.00	0.00	0.00	10,679,200.00	0.00	0.00
Other Subscription Expenses	5029907099	22,183,080.00	65,632.33	22,248,712.33	1,169,897.32	0.00	0.00	0.00	1,169,897.32	0.00	0.00	0.00	0.00	0.00	21,078,815.01	0.00	1,169,897.32
Other Maintenance and Operating Expenses	5029999000	137,144,247.62	185,191.72	137,329,439.34	7,381,731.18	0.00	0.00	0.00	7,381,731.18	1,260,669.11	0.00	0.00	0.00	1,260,669.11	129,947,708.16	2,027,289.70	4,083,772.37
Other Maintenance and Operating Expenses	5029999099	137,144,247.62	185,191.72	137,329,439.34	7,381,731.18	0.00	0.00	0.00	7,381,731.18	1,260,669.11	0.00	0.00	0.00	1,260,669.11	129,947,708.16	2,027,289.70	4,083,772.37
Capital Outlays		139,009,000.00	0.00	139,009,000.00	2,009,463.00	0.00	0.00	0.00	2,009,463.00	884,463.00	0.00	0.00	0.00	884,463.00	136,999,537.00	0.00	1,125,000.00
Property, Plant and Equipment Outlay	5060400000	135,858,500.00	0.00	135,858,500.00	2,009,463.00	0.00	0.00	0.00	2,009,463.00	884,463.00	0.00	0.00	0.00	884,463.00	133,849,037.00	0.00	1,125,000.00
Infrastructure Outlay	5060403000	100,000.00	0.00	100,000.00	0.00	0.00	0.00	0.00	0.00	0.00	0.00	0.00	0.00	0.00	100,000.00	0.00	0.00
Water Supply Systems	5060403004	100,000.00	0.00	100,000.00	0.00	0.00	0.00	0.00	0.00	0.00	0.00	0.00	0.00	0.00	100,000.00	0.00	0.00
Buildings and Other Structures	5060404000	63,957,690.00	0.00	63,957,690.00	816,463.00	0.00	0.00	0.00	816,463.00	816,463.00	0.00	0.00	0.00	816,463.00	63,141,227.00	0.00	0.00
School Buildings	5060404002	58,180,350.00	0.00	58,180,350.00	816,463.00	0.00	0.00	0.00	816,463.00	816,463.00	0.00	0.00	0.00	816,463.00	57,363,887.00	0.00	0.00
Other Structures	5060404099	5,777,340.00	0.00	5,777,340.00	0.00	0.00	0.00	0.00	0.00	0.00	0.00	0.00	0.00	0.00	5,777,340.00	0.00	0.00
Machinery and Equipment Outlay	5060405000	55,056,750.00	0.00	55,056,750.00	1,193,000.00	0.00	0.00	0.00	1,193,000.00	68,000.00	0.00	0.00	0.00	68,000.00	53,863,750.00	0.00	1,125,000.00
Machinery	5060405001	280,000.00	0.00	280,000.00	0.00	0.00	0.00	0.00	0.00	0.00	0.00	0.00	0.00	0.00	280,000.00	0.00	0.00
Office Equipment	5060405002	1,784,800.00	0.00	1,784,800.00	0.00	0.00	0.00	0.00	0.00	0.00	0.00	0.00	0.00	0.00	1,784,800.00	0.00	0.00
Information and Communication Technology Equipment	5060405003	26,392,030.00	0.00	26,392,030.00	962,000.00	0.00	0.00	0.00	962,000.00	68,000.00	0.00	0.00	0.00	68,000.00	25,430,030.00	0.00	894,000.00
Communication Equipment	5060405007	4,822,000.00	0.00	4,822,000.00	0.00	0.00	0.00	0.00	0.00	0.00	0.00	0.00	0.00	0.00	4,822,000.00	0.00	0.00
Medical Equipment	5060405011	1,799,500.00	0.00	1,799,500.00	0.00	0.00	0.00	0.00	0.00	0.00	0.00	0.00	0.00	0.00	1,799,500.00	0.00	0.00
Sports Equipment	5060405013	500,500.00	0.00	500,500.00	0.00	0.00	0.00	0.00	0.00	0.00	0.00	0.00	0.00	0.00	500,500.00	0.00	0.00
Technical and Scientific Equipment	5060405014	14,798,590.00	0.00	14,798,590.00	0.00	0.00	0.00	0.00	0.00	0.00	0.00	0.00	0.00	0.00	14,798,590.00	0.00	0.00
Other Machinery and Equipment	5060405099	4,679,330.00	0.00	4,679,330.00	231,000.00	0.00	0.00	0.00	231,000.00	0.00	0.00	0.00	0.00	0.00	4,448,330.00	0.00	231,000.00
Transportation Equipment Outlay	5060406000	3,410,000.00	0.00	3,410,000.00	0.00	0.00	0.00	0.00	0.00	0.00	0.00	0.00	0.00	0.00	3,410,000.00	0.00	0.00
Motor Vehicles	5060406001	3,410,000.00	0.00	3,410,000.00	0.00	0.00	0.00	0.00	0.00	0.00	0.00	0.00	0.00	0.00	3,410,000.00	0.00	0.00
Furniture, Fixtures and Books Outlay	5060407000	13,334,060.00	0.00	13,334,060.00	0.00	0.00	0.00	0.00	0.00	0.00	0.00	0.00	0.00	0.00	13,334,060.00	0.00	0.00
Furniture and Fixtures	5060407001	13,334,060.00	0.00	13,334,060.00	0.00	0.00	0.00	0.00	0.00	0.00	0.00	0.00	0.00	0.00	13,334,060.00	0.00	0.00
Biological Assets Outlay	5060500000	80,000.00	0.00	80,000.00	0.00	0.00	0.00	0.00	0.00	0.00	0.00	0.00	0.00	0.00	80,000.00	0.00	0.00
Bearer Biological Assets Outlay	5060501000	80,000.00	0.00	80,000.00	0.00	0.00	0.00	0.00	0.00	0.00	0.00	0.00	0.00	0.00	80,000.00	0.00	0.00
Livestock	5060501002	80,000.00	0.00	80,000.00	0.00	0.00	0.00	0.00	0.00	0.00	0.00	0.00	0.00	0.00	80,000.00	0.00	0.00

Department : State Universities and Colleges (SUCs)
 Agency/Entity : Batangas State University
 Operating Unit : < not applicable >
 Organization Code (UACS) : 08 038 0000000
 Fund Cluster : 05 - Internally Generated Funds

(e.g. UACS Fund Cluster: 05-Internally Generated Funds and 06-Business Related Funds)


Particulars	UACS CODE	Approved Budget			Utilizations					Disbursements					Balances		
		Approved Budgeted Revenue	Adjustments (Reductions, Modifications/ Augmentations)	Adjusted Budgeted Revenue	1st Quarter Ending March 31	2nd Quarter Ending June 30	3rd Quarter Ending September 30	4th Quarter Ending December 31	Total	1st Quarter Ending March 31	2nd Quarter Ending June 30	3rd Quarter Ending September 30	4th Quarter Ending December 31	Total	Unutilized Budget	Unpaid Obligations (10-15)=(17+18)	
1	2	3	4	5=(3+(-14))	6	7	8	9	10=(6+7+8+9)	11	12	13	14	15=(11+12+13+14)	16=(5-10)	17	18
SUMMARY																	
A. AGENCY SPECIFIC BUDGET																	
Intangible Assets Outlay	5060600000	3,070,500.00	0.00	3,070,500.00	0.00	0.00	0.00	0.00	0.00	0.00	0.00	0.00	0.00	0.00	3,070,500.00	0.00	0.00
Computer Software	5060602000	3,070,500.00	0.00	3,070,500.00	0.00	0.00	0.00	0.00	0.00	0.00	0.00	0.00	0.00	0.00	3,070,500.00	0.00	0.00
Computer Software	5060602000	3,070,500.00	0.00	3,070,500.00	0.00	0.00	0.00	0.00	0.00	0.00	0.00	0.00	0.00	0.00	3,070,500.00	0.00	0.00
GRAND TOTAL		1,197,234,760.15	0.00	1,197,234,760.15	108,353,638.62	0.00	0.00	0.00	108,353,638.62	82,955,085.93	0.00	0.00	0.00	82,955,085.93	1,088,881,121.53	9,790,785.30	15,607,767.39

Certified Correct:

RAMOS, ROMEO LANDICHO
 Budget Officer
 Date:

Certified Correct:

FALO, DANIEL JOHN PROGOSA
 Accountant
 Date:

Recommending Approval:

RAMOS, ROMEO LANDICHO
 Director, FMS
 Date:

Approved By:

RONQUILLO, TIRSO ALCOS
 University President
 Date: